



# HOPE 2023

HOSPITALITY OVERVIEW PRESENTATION & EXCHANGE

SAVE THE DATE

2<sup>nd</sup> & 3<sup>rd</sup> March 2023

GOA INDIA

TAJ

RESORT & CONVENTION CENTRE

## Hotels Sector

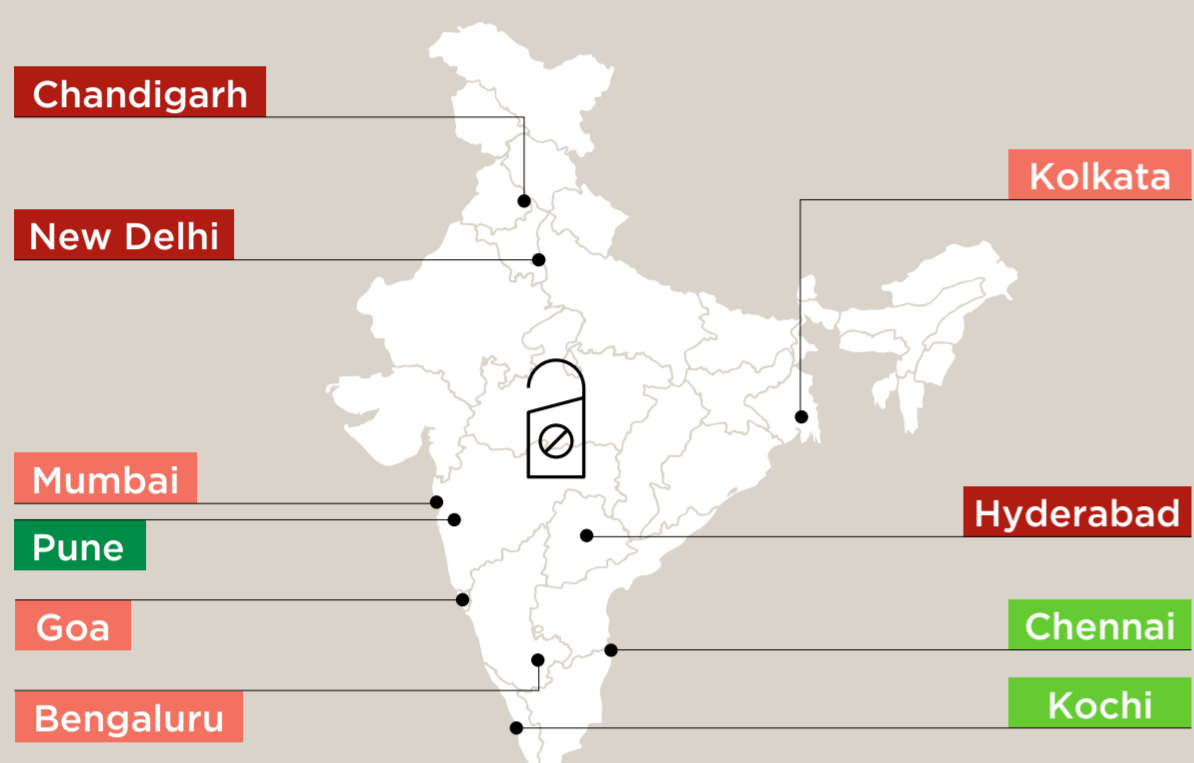
Key Stats (India Average)

	Nov 2022	Nov 2019	Nov 2021	Oct 2022
ADR	₹ 7,200-₹ 7,400	↑ 7-9%	↑ 34-36%	↑ 8-10%
Occupancy	68-70%	↓ 6-8 pp	↑ 13-15 pp	↑ 11-13 pp
RevPAR	₹ 4,896-₹ 5,180	↓ 1-3%	↑ 70-72%	↑ 30-32%



## Occupancy Change<sup>1</sup>

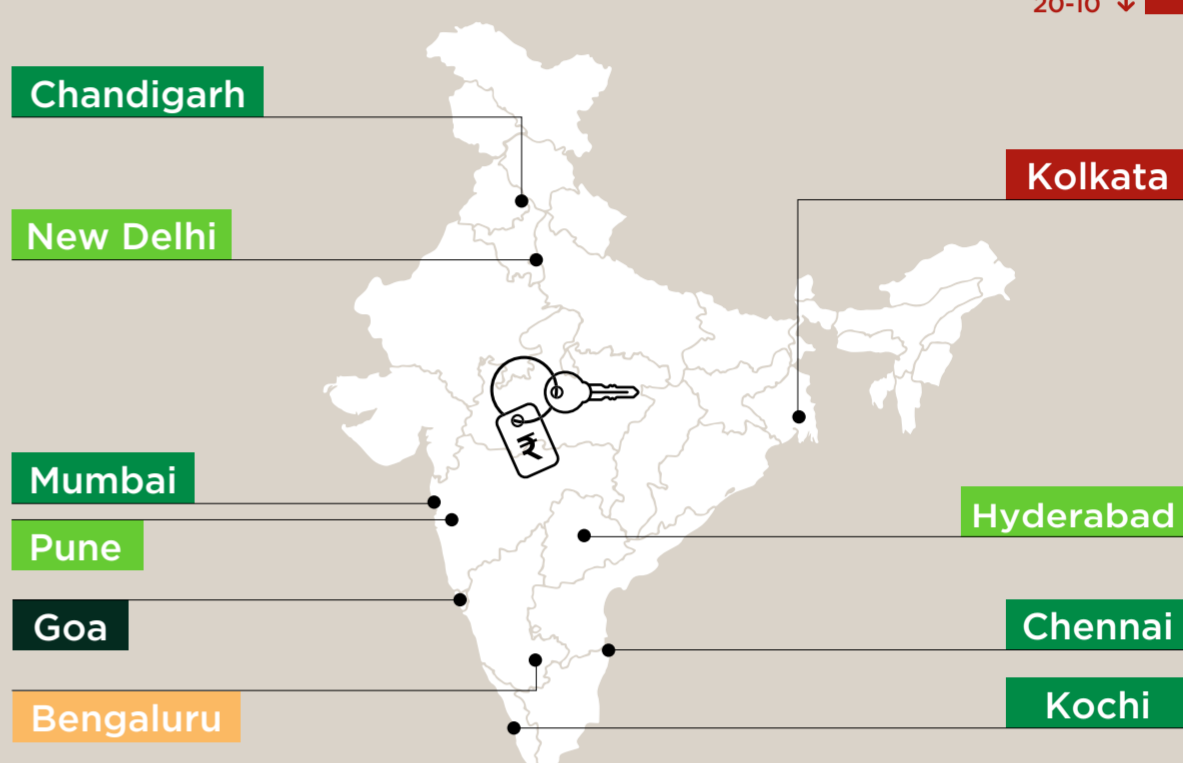
Key Indian Markets (Change over Nov 2019)



<sup>1</sup> Occupancy change in percentage points (pp)

## ADR Change<sup>2</sup>

Key Indian Markets (Change over Nov 2019)

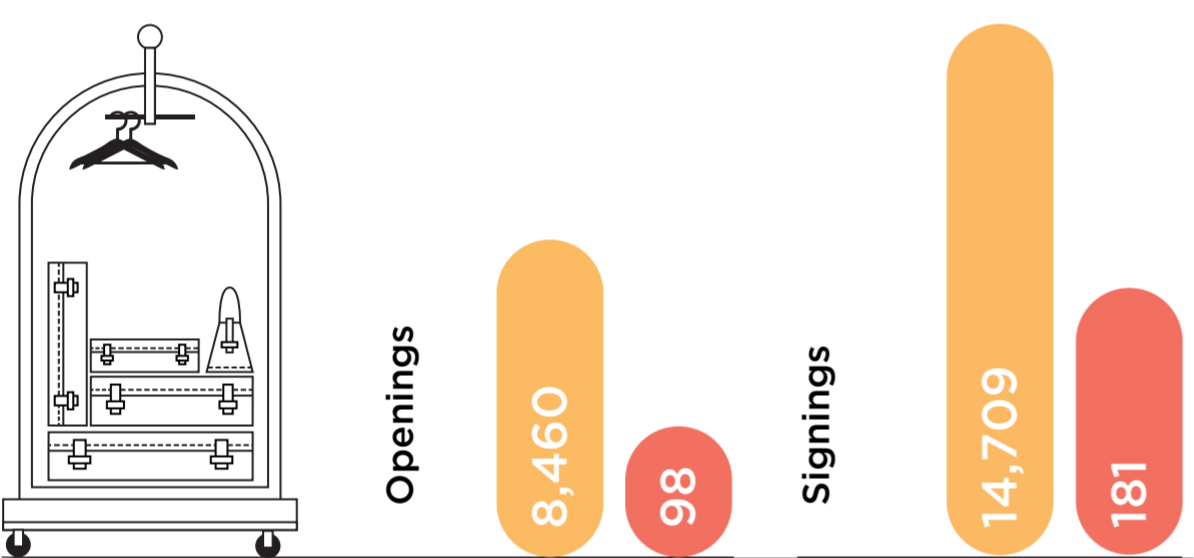


<sup>2</sup> ADR change in percentage (%)

Source: HVS Research

## Branded Hotels

(Openings & Signings YTD November 2022)



Source: HVS Research; Data collated by HVS from 20 hotel operators and media reports as of 23<sup>rd</sup> Dec 2022

## Key Highlights

(November 2022)

- Domestic air traffic in India increased by 2.5% in Nov 2022 compared to the previous month.
- In Nov 2022, the Indian hotel industry recorded its best performance since the pandemic began, with occupancy of 68-70% and average rates exceeding ₹ 7,000.
- Mumbai and Pune were the market leaders in Nov 2022, with occupancy rates exceeding 80%.
- Goa had the highest average rate (over ₹ 11,000) for the month, up 31% from Nov 2019.

Source: HVS Research

## HVS Monday Musings

Weekly Stories & Trends



## HVS in the News

Latest Media Articles

- 05 Dec** HVS Monday Musings: Hotel Industry Tapping the Metaverse [READ MORE >](#)
- 12 Dec** Mumbai's Hotel Market Revival [READ MORE >](#)
- 19 Dec** India's Airport Lounges Industry is Set to Grow [READ MORE >](#)
- 26 Dec** Indian Hospitality Sector - 2022 in Review [READ MORE >](#)

- 24 Nov** BW Hotelier: Indian hotel sector: Opportunities knocking at the door [READ MORE >](#)
- 02 Dec** The Economic Times: Hospitality stocks in demand as travel booms, room rates rise [READ MORE >](#)
- 13 Dec** Livemint: Holiday travel around Christmas, NYE weekend to top 2019 levelst [READ MORE >](#)
- 16 Dec** THEWEEK: HVS ANAROCK HOPE 2023 aims to showcase India's Global stature as a Hospitality Industry Powerhouse [READ MORE >](#)

## HVS Research

Latest Publication

- 30 Mar** India Hospitality Industry Overview 2021 [DOWNLOAD NOW ↓](#)



## Share Price Movement<sup>4</sup>

Company <sup>5</sup>	Market Cap (₹ Cr)	Previous Close (₹)	52-week High (₹)	52-week Low (₹)	YTD Change in Share price (%)
IHCL	46,020.9	320.9	348.7	172.3	77.7%
EIH	11,003.3	178.7	205.4	116.1	43.5%
Chalet Hotels	7,567.5	371.4	409.8	210.9	71.8%
Lemon Tree Hotels	7,767.9	101.4	103.3	43.2	117.6%
Mahindra Holidays & Resorts	5,715.7	290.4	313.5	185.5	54.4%

<sup>4</sup> Share movements data as on 1<sup>st</sup> Nov 2022

<sup>5</sup> Company names have been abbreviated

Source: BSE

## What We Offer

CONSULTING & VALUATION

TRANSACTION ADVISORY

ASSET MANAGEMENT

EXECUTIVE SEARCH

To know more, connect with us



Mandeep S. Lamba  
President (South Asia)  
mlamba@hvs.com  
**+91 98113 06161**



Ajay Mehtani  
Sr. VP (South Asia)  
amehtani@hvs.com  
**+91 98110 54921**



Akash Datta  
Sr. VP (South Asia)  
adatta@hvs.com  
**+91 98995 17404**